

Springtime **HOME** and Garden



**Big Savings
and Coupons
Inside!**

April 10, 2019 | A SPECIAL SUPPLEMENT TO THE
GASCONADE COUNTY **Republican**
PAGES 1B - 28B

How to help your flowers withstand heat waves



Heat waves are an inevitable part of summer in many places across the globe. While humans can escape indoors to air conditioned rooms when heat waves hit full swing, flowers planted around a property have no such luxury, putting their survival in jeopardy whenever the mercury rises to especially steamy heights.

Wilted flowers that have succumbed to the summer sun are a sight many gardening enthusiasts can recognize. But there are ways to keep flowers safe and vibrant during periods of extreme heat.

- Water at the appropriate times of day. The National Gardening Association notes that it's best to water in the early morning and evening because less water will be lost to evaporation during these times of day than during the afternoon, when temperatures tend to be at their hottest.

- Choose the right watering method. It's not just when but also how you water that can affect flowers during summer heat waves. Aboveground sprinklers might be great for lawns, but the NGA notes that such sprinklers can encourage the spread of disease on certain plants, including roses. Many gardening professionals recommend soaker hoses when watering flowers because they promote deep watering that can help the plants withstand the summer heat.

If you must use an overhead watering system, set the timer so plants are watered in early in the morning or evening.

- Routinely check the soil moisture. Soil moisture can help gardeners determine if their flowers have enough water to withstand the heat. The NGA advises gardeners to dig a 12-inch deep wedge of soil from their gardens to determine its moisture levels. If the top six inches of the soil is dry, water. If that area is still wet or moist, the plants have enough moisture to withstand the heat. Check these moisture levels more frequently during heat waves than other times of year.

- Avoid overwatering. Novice gardeners may be tempted to water more frequently when they see wilted leaves on their flowers. But wilted leaves are not necessarily indicative of suffering plants. Plants release moisture to protect themselves from excessive heat, and that release of moisture can cause leaves to wilt as the plants try to protect themselves by providing less surface area that can be exposed to the sun. So long as soil moisture levels are healthy, the flowers should be fine, even if their leaves have wilted.

No gardener wants to see their flowers succumb to the summer heat. Fortunately, there are many ways to help flowers survive heat waves.

Celebrating 30 Years In Business!

Custom Cabinets

Let us create beautiful, custom-made cabinetry for every room in your home. Choose your style, color and the perfect finishing touches. Our quality products and service are guaranteed.

Green Cabinet Shop

Hwy. 28, Belle, Missouri (573) 859-6459

LOST HILL INSULATION
Cellulose Contractor

Blown Cellulose Insulation or Fiberglass Batting

FREE ESTIMATES
VERY ENERGY EFFICIENT • FIRE RETARDANT
NEW HOMES OR RETRO FIT
ANY STRUCTURE

573-646-3147 or 888-568-9747 (Toll Free)
Ryan: 573-308-7410 Nick: 573-308-6874

ADVERTISING INDEX

American Family Insurance.....	page 20B	Lane Building.....	page 12B
B&H Home Repair.....	page 25B	Legends Bank.....	page 16B
B&H Well Drilling.....	page 13B	Light Bulb Express.....	page 17B
Becker Millwork & Hardware.....	page 24B	Locks Mill Propane.....	page 9B
Bescheinen Family Furniture.....	page 3B	Lost Hill Insulation.....	page 2B
Bill Krause Foundations.....	page 10B	MDC Concrete Construction.....	page 11B
Boyd's Plumbing, Heating & Air.....	page 11B	Maciejewski Plumbing & Heating.....	page 4B
Central Mo. Septic Service.....	page 23B	Mid Mo Drain Cleaning Service.....	page 11B
Contractors Choice.....	page 22B	Nilges Home Designs.....	page 18B
Cornman Auto - sheds.....	page 22B	Osage County Concrete.....	page 8B
Dahl Dirt Works.....	page 12B	Owensville Small Engines.....	page 20B
Decorative Stone Supply.....	page 19B	Pats Place.....	page 20B
Dry Fork Steel.....	page 23B	Raaf's Landscaping Mulch.....	page 10B
Enke Concrete Contractor.....	page 25B	Rosebud Tractor (Stihl).....	page 7B
Feeler Tree Service.....	page 3B	RV Construction.....	page 17B
Final Sweep.....	page 5B	Schaepkoetter Sales & Service (Cub Cadet Mowers).....	page 15B
First State Community Bank.....	page 19B	Schroepfer Geothermal.....	page 14B
Gerald Home Center.....	page 4B	Second Creek Nursery.....	page 9B
Gorrell Electric.....	page 12B	State Farm Insurance.....	page 10B
Green Cabinet Shop.....	page 2B	Sydenstricker Implement (John Deere Mowers).....	page 21B
Havener's Termite & Insect Control.....	page 19B	The Missouri Bank.....	page 23B
Hesemann Landscape & Supply.....	page 11B	United Mutual Insurance.....	page 9B
Heintz Custom Tractor Work.....	page 25B	Walmart.....	page 27B
Hillermann Nursery & Florist.....	page 5B	Wieberg Red-E-Mix.....	page 28B
Jahnsen Brothers Construction.....	page 19B	Wieberg Roofing.....	page 24B
James Custom Flatwork.....	page 26B	Williams Insulation.....	page 14B
Jenkins Excavating.....	page 18B	You Got Framed Construction.....	page 13B
John Blankenship Excavating.....	page 6B	Zeugin's Home Repair.....	page 9B
Kay Carpet & Furniture.....	page 6B		
Kramme Construction.....	page 18B		

Prevent mosquitoes from spoiling your summer fun

Summer is a beloved time of year that's often dominated by time spent outdoors soaking up summer sun. But all that extra time outdoors can make people vulnerable to mosquitoes. According to the National Institute for Occupational Safety and Health, mosquitoes are more than just hungry, unwanted backyard guests. In fact, mosquito-borne diseases, including the Zika virus, the West Nile virus and dengue, pose significant threats. While not all mosquitoes carry disease, even those that don't can still bite humans, leaving them to deal with discomfort and itchiness. Taking measures to control mosquitoes outside your home can reduce your risk of being bitten by mosquitoes.

- Remove places where mosquitoes like to lay their eggs. Mosquitoes like to lay their eggs in standing water. Once a week during summer and other times of the year when mosquitoes might be buzzing around, walk around your property to remove standing water. Bird baths, flower pots, kids' toys, pools, old tires, and trash containers are some of the more common places where water can collect and present perfect places for mosquitoes to lay eggs. Turn these over to empty any standing water you find. Remove empty flower pots and old tires from the property, and make sure water storage containers are tightly covered at all times.

- Address areas where mosquitoes like to rest. The Centers for Disease Control and Prevention notes that mosquitoes like to rest in dark, humid areas. This includes car ports, garages and beneath patio furniture. Outdoor insecticides can prevent mosquitoes from resting in such areas. When inside a home, mosquitoes may be resting under a sink, in closets, beneath the furniture or in a laundry room. Indoor insect sprays and indoor insect foggers work quickly and can be highly effective, but reapplication might be necessary, as they won't prevent more mosquitoes from entering the home at a later time.

- Check your window screens. Mosquitoes might prefer the outside, but that doesn't mean they won't enter a home looking for meals if given the opportunity. Inspect window screens to look for holes that may provide mosquitoes with access to your home's interior, replacing any damaged screens immediately. When leaving or entering a home, make a concerted effort to close doors as quickly as possible.



Quality Outdoor Living Furniture

Rust free Aluminum frames | Maintenance Free Resin Wicker
Welded Joints | Durable Outdoor Living Fabrics

Customize and build sets to fit your needs

FREE DELIVERY

*Within 60-mile radius of store.



2188 Loose Creek Hwy. • Loose Creek, MO • (573) 897-2480 • www.BescheinenFurniture.com

WE GO OUT ON A LIMB FOR YOU!

- TREE TRIMMING & REMOVAL
- STUMP GRINDING
- FREE ESTIMATES

Fully Insured For Your Protection




FEELER TREE SERVICE

(573) 864-2759
or (573) 859-3798

33449 Hwy. 28 E. • Belle
Jim Robertson

How to protect your yard from deer



With more than 60 different species of deer worldwide, there's a good chance individuals will have some sort of interaction with these majestic animals at one point during their lifetimes.

Deer, which live on all continents except Antarctica, can survive in everything from mountainous areas to wet rainforests to suburban neighborhoods. These herbivores are voracious eaters that will search far and wide for their meals. Home landscapes tend to be easy pickings for foraging deer.

Many people are excited to see deer in their neighborhoods and yards because they can be such graceful creatures to behold. However, once deer start to munch on ornamental trees, annuals and flowering shrubs, the novelty of these animals may wear off. Furthermore, deer also can be covered in ticks that spread illnesses like Lyme disease. Here are some tips to keep deer at bay.

- Avoid tasty morsels. Deer like English ivy, lettuces, impatiens, pansies, and hostas. Fruit trees also are targets. Choose other plants to grow, and wait until after early spring, when deer aren't as concerned with regaining weight lost during the winter, to get them in the ground.
 - Use fishing line to deter deer. Put a few stakes in the ground and then run fishing line at a height of about three feet. Deer can sense movement but do not have keen vision. As the deer approach your garden, they'll brush against the "invisible" fishing line and then get spooked off.
 - Plant plants that produce strong aromas. The experts at Good Housekeeping suggest planting lavender and marigolds, which emit strong aromas. Deer will be reluctant to walk through because the smell can interfere with their ability to find food and assess their environment via their sense of smell.
 - Stock up on soap. The tallow in soap helps keep deer away, according to the University of Vermont Extension Department of Plant and Soil Science. Scented soaps like Irish Spring may be especially good at warding off deer.
 - Plant in levels. Raised beds and sunken gardens can discourage deer from coming into the yard because they aren't avid climbers, offers the home and garden resource This Old House.
 - Employ harmless scare tactics. Deer are skittish, and any unfamiliar movement or sound may scare them away. Cans hung from strings, sundials and lights can keep them at bay.
- Deer will seek out an easy meal, but homeowners can take steps to safeguard their trees, flowers and shrubs.

Spring Clean Up **SALE**

Scotts Turf Builder Weed & Feed



15,000 SqFt Coverage..... **\$62.79**
5,000 SqFt Coverage..... **\$28.35**



30 Seconds Outdoor Cleaners
Algae, Mold & Mildew or House, Deck & Fence formulas



BAGGED Potting & Garden Soil, Manure, Top Soil, Peat Moss
Various sizes and brands.

BAGGED Mulch
Variety of colors.

Ready to BBQ? Let us help!

Grill cleaners, charcoal, lighter, hardwood grill pellets, propane refills/exchanges, RV fills.

WE ALSO HAVE Garden & Flower Seeds

COUPON 10% OFF
All Hand Yard & Garden Tools
*Must present coupon for discount. Offer expires April 30, 2019.

JUST IN: Flower Pots & Hanging Planters!

Do it Best Gerald Home Center LLC
Everything in Building Materials

388 W. SPRINGFIELD • GERALD **573.764.5000**



COMFORT COMES HOME

Find the right fit for your family and budget with our full range of heating and cooling solutions.

Call today to schedule a checkup for your AC unit before summer arrives.

**HIGH EFFICIENCY GAS FURNACES
ELECTRIC HEAT PUMPS & GEOTHERMAL**

Call us for available Ameren Rebates

MACIEJEWSKI Plumbing & Heating INC.



Plumbing Heating Air Conditioning

P.O. BOX 559, 610 E. HWY. 28 OWENSVILLE, MO
(573) 437-3214

GARDEN SOLUTIONS APRIL

Protecting the pollinators

April is the “opener” of spring. Grass greens up, trees leaf out, shrubs begin to bloom, perennials come back, and the birds sing. This is truly my favorite time of year. The seasons move so fast, this is one that you need to s-l-o-w d-o-w-n and enjoy every day.

One of the movements across the country remains “Protecting the Pollinators”. The decline of most Pollinators is still a strong concern. We need to make ourselves aware to save all pollinators. We can help with this by being aware of your surroundings and eliminating the use of insecticide products. If you have an insect issue, talk to us about methods of controlling pests without harming pollinators. Our food supply depends on it.

I have made a short list of some of the common, timely items that need attention as we begin this season of Spring:

- When Crabapples are in bloom, hardy annuals can be planted.
- Transplant trees, shrubs and perennials early in the month for best success.
- Spots and bare patches in the lawn can still be over seeded if you did not apply a Crabgrass Preventer. During spring there are more issues to be aware of when seeding a lawn rather than in the fall.
- Liquid weed control should be applied this month to



by **Sandi Hillermann McDonald**
Hillermann Nursery & Florist

control dandelions, other broadleafweeds. New grass from seed must have grown enough to be mowed three times to make it strong enough to withstand weed chemicals.

- Start cucumber, squash, cantaloupe and watermelon seeds indoors this month.
- Termites begin swarming. Termites can be distinguished from ants by their thick waists and straight antennae. Ants have slender waists and elbowed antennae.
- Mole young are born in chambers deep underground.

• Hang out hummingbird feeders the first of this month. Use a solution of 1 part sugar to 4 parts water. Change the solution frequently to keep it from fermenting.

• The last week of April is a good time to try an early sowing of warm season crops such as green beans, sweet corn, etc. Transplants of tomatoes, eggplants, peppers, and sweet potatoes can also start being planted outdoors.

• Container gardening is good choice for flower and vegetable gardening if space is in short supply. It can be done by anyone, anywhere, check it out!

• “Natural Gardening” is here to stay... keep your family safe and check out what organic/natural options are available to you when gardening this year. There are many. Well, time is running short...see you in the garden.

“Flowers always make people better, happier, and more helpful; they are sunshine, food and medicine for the soul.” — Luther Burbank

Have your carpets look & feel great again!

Carpet Cleaning

- ✓ Truck-mounted Steam Cleaning
- ✓ Top-of-the-line Equipment for...
- ✓ Top-of-the-line Results
- ✓ Residential & Commercial
- ✓ Fully Insured and Bonded
- ✓ Water Restoration

Call Final Sweep, LLC for an appointment
Randy McKinney
 573.426.6465
 573.437-4742

Loving This Time of Year!

Bring in this Coupon:

\$5.00 OFF
 A Purchase of
\$30.00 or more

Good through 5/31/19.
 Not good with any other sale, coupon or discount or on previous purchases.
 HNF Code-019

Hillermann
 NURSERY & FLORIST

2601 E. 5th Street • Washington, MO
636-239-6729 • www.hillermann.com
 Hours: Mon - Wed: 8 to 6, Thu & Fri: 8 to 7 Sat: 8 to 5, Sun: 9 to 5



Improving a home's curb appeal

(MS) — An attractive front entrance area gives a home curb appeal that invites both guests and potential home buyers. Upgrading a home's exterior can be as simple as painting or as complex as installing new windows or adding a patio.

Inspiration for a curb appeal "makeover" that reflects the owner's budget and decorating choices are easy to find online. Stop by the nearest Woodcraft store for tools and supplies, along with helpful advice from the staff, or visit Woodcraft.com to shop and read how-to blogs and articles.

One of the easiest and quickest ways to boost curb appeal is to paint (and repair if needed) a home's front door, molding and trim. Painting garage doors, porches, shutters, doorsteps, flower boxes, furniture, mailboxes/stands, and window trim are other potential projects, as is changing the

See **Curb appeal**, Page 7B

2249 Nowack Road
Rosebud, MO 63091

John Blankenship
Excavating, LLC

home (573) 764-3068
cell (573) 259-6989

**EXCAVATING PONDS, ROADS,
BASEMENTS AND YARD WORK**
Hauling: Dirt & Rock

Flooring: Every Style. Every Color. Every Budget.

Stop by our showroom today, and browse a huge selection of carpeting and area rugs, laminate, tile and wood flooring to beautify your home from these top name brands...

MOHAWK FLOORSCAPES
It's worth talking to the experts.

Casabella LVT plus **Casabella Vinyl**

MULLICAN FLOORING **MANNINGTON**

THE MASTER'S CRAFT Flooring Company **Tarkett**

DURANGO **England**

Serta **Flexsteel**
America's Seating Specialist

ASHLEY
FURNITURE INDUSTRIES, INC.

*Financing Available with approved credit

Kay
Carpet and Furniture LLC

OPEN: Mon.-Fri. 9AM-5PM • Sat. 9AM-2PM
3637 Hwy. 19 • Owensville, MO
kaycarpt@fidnet.com

VISA 573-437-3805 MasterCard

Curb appeal • from page 6B

front door hardware.

For front door and shutter painting inspiration, visit these informational blogs on Woodcraft.com: Front Door Klein Blue Redo (<http://bit.ly/2zSVV9J>) and To Thine Own Self Be Blue (<http://bit.ly/2EkUsvR>).

Repair & Paint

Woodcraft offers these products and ideas for more repairing and painting.

- General Finishes Milk Paint is a premium interior/exterior mineral-based paint premixed in more than two dozen colors. It is so durable it does not require a topcoat. However, Woodcraft Product Development Manager Kent Harpool suggests using General Finishes Exterior 450 as a sealer for exterior uses. The 450 is fortified with UV absorbers to stabilize the finish and built-in mildewcide to retard mold and mildew growth.

- Krud Kutter TSP Substitute will clean and degloss almost any surface prior to painting so that paint adheres better.

- System Three Sculpwood Epoxy Putty is a two-part epoxy putty that can be used indoors or out. Mold it, shape it or use it to repair carvings, antique picture frames or even windowsills. Be sure to add a coat of General Finishes Exterior 450 to seal your work.

- Titebond III Ultimate Wood Glue is waterproof, yet it cleans up with water. It allows eight minutes of open assembly time and offers an application temperature as low as 47 F.

- HOMERIGHT Super Finish Max and Finish Max Fine Finish HVLP Sprayers spray most solvent or water-based products — latex paint, milk paint, chalk paint, furniture paint, stains, and finishes. The Finish Max is ideal for small- to medium-sized projects, while the Super Finish Max is more powerful and covers a wider range of projects and thicker paints and varnishes with less thinning required.

- HOMERIGHT Spray Shelters are good for furniture projects (large shelter), as well as smaller accessories (small shelter).

Remove, Replace & Build

Replacing windows, gutters and downspouts; adding molding to a door; building — outdoor furniture, a unique mailbox and stand, or flower containers; and adding or expanding a patio area/porch require a large investment of time and money. Look for these products to help with these replacement and building projects.

- Lightweight and quiet, yet easily portable, the Rolair AB5 Air Buddy, 1/2 HP Compressor is a durable companion for your weekend projects.

- Use the GREX Green Buddy 18-gauge, 2" Brad Nailer for trim and moldings, light wood assembly, window beading, scribe molding, and door and window casings.

- For precision sawing, efficient sanding, power cutting, accurate filing, scraping, cleaning and polishing, and more, consider the Fein MultiMaster Start Q with a pinless Starlock mounting system and easy snap-in accessories.

- Take SawStop safety, quality and precision directly to your project work area when you choose the portable SawStop Jobsite Saw with Cart.

To learn more about these and other products, stop in your local Woodcraft store, call (800) 535-4482 or visit www.woodcraft.com.

“Love is the flower of life, and blossoms unexpectedly and without law, and must be plucked where it is found, and enjoyed for the brief hour of its duration.”

— D. H. Lawrence



REAL RELIABLE
STIHL TRIMMERS

FS 38 GRASS TRIMMER **\$129⁹⁹**

STIHL

FS 38



TRIMMER

★★★★★ **\$129⁹⁹**

"GREAT PRODUCT, VERY RELIABLE." - TOLBERT

BGA 56



Includes AK 20 Battery and AL 101 Charger.

BATTERY HANDHELD BLOWER

★★★★★ **\$199⁹⁹**

"EASY TO USE, POWERFUL." - JERRY41

BG 50



HANDHELD BLOWER

★★★★★ **\$139⁹⁹**

"POWERFUL AND LIGHTWEIGHT." - KEVIN2376

MS 170



CHAIN SAW

★★★★★ **\$159⁹⁹**

"IT STARTS EASILY AND RUNS GREAT." - DICK44

★★★★★

"Excellent product. The RB 200 is the right size for the jobs around the house. Good pressure, starts the first time. Easy to use."

- user andy743

RB 200
\$489⁹⁹



Rosebud Tractor & Equipment Company

241 Hwy. 50
Rosebud, MO 63091
573-764-3393



All prices are DSRP at participating dealers while supplies last. The actual listed guide bar length may vary from the effective cutting length based on which powerhead it is installed on. Check out these reviews and others on the product pages at STIHLdealers.com. © 2019 STIHL

www.RosebudTractor.com



How tree services can protect your property

Cold weather can take its toll on a property, especially in regions of the world where winters are harsh. Most parts of the landscape are vulnerable to damage from winter storms, but trees may be especially susceptible. By the end of winter, many homeowners wonder if their trees would benefit from some professional TLC.

Tree services provide a host of services. While fall is a popular time to remove trees from a property, doing so in spring is not unheard of, especially if trees were affected by winter storms and now pose a threat to a home and the people who live inside it.

Homeowners considering tree services can explore the following ways that some professional arbor attention can protect them

See **Tree service**, Page 9B

SOLID SERVICE

We've been providing contractors and residential clients with custom concrete solutions for over 50 years, so you can rely on us for the right mix of quality, value and excellent service through every phase of your project.



- Ready-Mix Concrete
- Pre-Cast Concrete Products
- Dump Truck Service



OSAGE COUNTY CONCRETE

Ready Mix Concrete • Linn, MO 65051

Plant 573-897-2149 • Office: 573-897-2183 • Cell: 573-690-1920

Tree service • from page 8B

and their homes.

• Tree services can help protect a home's foundation. Old trees that stretch well into the sky can be captivating, but they also can pose a threat to a home's foundation. Such trees may have especially large root zones that may extend beneath walkways and even a home. In the latter instance, foundations may crack as roots try to stake their claim to the ground beneath a home. According to the home improvement resource HomeAdvisor, homeowners pay an average of just over \$4,000 to repair foundation issues, though major problems can cost considerably more than that. A professional tree service can remove aging trees that might be beautiful and awe-inspiring but still pose a threat to a home and the areas surrounding it.

• Tree services can improve visibility. Trees that have aged a bit since their last trimming might affect the view of a property from inside a home. Overgrown branches can compromise residents' ability to see and experience the natural beauty just outside their windows. The average homeowner may be able to trim short trees on his or her own, but if views from the second floor of a home or higher have been compromised,

it's much safer to call a professional tree service. Such services have the right tools and experienced personnel necessary to safely trim high branches on tall trees.

• Tree services can help prevent future damage. Even if trees made it through a recent winter unscathed, that's no guarantee next winter or even the coming seasons of spring, summer and fall won't ultimately prove their undoing. Travelers Insurance notes that weather-related roof damage, including damage resulting from falling limbs and branches weighed down by snow during the winter months, accounted for more than half of all Travelers property loss claims between 2009 and 2016. According to BNC Insurance and Risk Advisors, homeowners may be liable if a tree they knew posed a threat falls onto a passerby or a neighbor's property and causes damage or injury. Having all trees properly trimmed each year, but especially those that can fall on your home and your neighbors' homes, may prevent future damage and legal issues.

Tree services can ensure trees maintain their awe-inspiring beauty and help homeowners protect their homes and their belongings.

Second Creek Nursery

Has **SPRING VEGETABLE PLANTS!**

- ❖ Tomatoes ❖ Peppers
- ❖ Cabbage ❖ Broccoli ❖ Eggplant
- ❖ Grapevines ❖ Trees & Shrubs
- ❖ Heirloom Tomatoes
- ❖ Succulent Plants and Gifts



Second Creek Nursery

secondcreeknursery@hotmail.com • 573-301-0718
 2874 Hwy. 19 • Owensville • Mon-Sat 8AM-5PM | Sun 10AM-4PM



ZEUGIN'S

Home Repair & Maintenance

"Free Estimates" (573)764-4454 *Licensed & Insured*

PLUMBING ~ GUTTER CLEANING ~ PAINTING
 ROOFS & REPAIRS ~ SMALL CONCRETE JOBS DECK
 ELECTRICAL ~ SEALING & STAINING
 SEWER CLEANING ~ & MUCH MORE!!

Ken Zeugin, Owner

email: kzeuginiii@yahoo.com

Residential • Commercial • Agricultural

**LOCK'S MILL
 LP PROPANE
 INCORPORATED**
 Loose Creek, MO

573-897-2197

- Family Owned • Competitive
- **Reliable** • **Guaranteed Source of Propane**

SERVICES INCLUDE:

- Customer Owned Tanks • Lease Tanks Available
 - Cylinder Fills • 24-hour Emergency Service
 - Flexible Payment Plans
- **Pre-Buy Programs** • Keep Full and Will Call



If you are a first-time propane customer, or would like to switch providers, please consider us for your propane needs.

Serving Central Gasconade, Maries and Osage counties



THERE'S NO PLACE LIKE HOME.
 THERE'S NO COVERAGE LIKE OURS.

From discouraging crime to preparing for weather, we offer resources to help you protect your home from the elements — both criminal and natural. If the worst does happen, rely on us to help get you back under your roof. Trust in Tomorrow.®

Steve Nolte, Agent
United Mutual Insurance Company  **GRINNELL
 MUTUAL.**
 573-294-7391 (home)
 573-619-5441 (cell)

"Trust in Tomorrow." and "Grinnell Mutual" are registered trademarks of Grinnell Mutual Reinsurance Company. © Grinnell Mutual Reinsurance Company, 2018.

MU Extension Master Gardeners volunteer efforts feed the hungry

COLUMBIA, Mo. – They say it takes a village to raise a child. A village of University of Missouri Extension Master Gardener volunteers grow gardens to help feed the hungry and homeless across the state.

Last year, volunteers for the Laura Miller George Help Center of Mexico, Mo., gardened and grew for the local food pantry and the homeless people who lived in a nearby wooded area. A USDA Natural Resources Conservation Service grant helped make the 3-acre garden and greenhouses possible.

Along with the NRCS grant came strong community support. Local FFA students raised plants in a greenhouse. Callaway Fields garden center and Orscheln Farm & Home donated plants and seed. Master Gardeners sorted bulk seed into smaller packets to give to families at the food bank and to plant in the community garden.

Students from the area technical school built eight wheelchair-accessible raised beds. “The raised beds give gardeners with back and knee problems the opportunity to



MU EXTENSION nutrition program associate Jolene Rodgers, MU Extension Master Gardeners and community volunteers grow vegetables that are given to food pantry clients.

PHOTO BY LINDA GEIST.

See **Feed the hungry**, Page 11B



(573) 646-3684
or 646-3578

Bland, Mo. 65014

RESIDENTIAL OR
COMMERCIAL

Concrete
Footings &
Walls

Basement
Foundations
Retaining Walls
10 Foot Forms

RAAF'S LANDSCAPING MULCH

- Dump Truck & Bobcat Work
- Small Digging & Hauling Projects
- Lawn Service (mowing)
- Yard Clean Up
- Reasonable Rates

Landscaping Mulch

Dark Oak Mulch	\$15/bucket
Blond Mulch	\$15/bucket
Stained Black Oak Mulch	\$21/bucket tax included in prices

WHOLESALE PRICING FOR LARGE LOADS

573-437-4091 4 miles South of Owensville on Hwy. 19
Call for Pickup or Delivery!!!

Making homes comfortable for over 50 years.

For over 50 years and countless families, Heil Heating & Cooling Products has been hard at work providing total home comfort, with energy-efficient cooling systems backed by outstanding warranties.



INSURANCE COMPANIES, HOME OFFICES: BLOOMINGTON, ILLINOIS

DOUGLAS N. KNEHANS, Agent

105 E. Peters, P.O. Box 95
Owensville, MO 65066
Office: 573-437-2101
Fax: 573-437-7765
Home: 573-437-3842

49
YEARS
REPRESENTING
STATE FARM
INSURANCE



© 2014 International Comfort Products

MARK BOYD, OWNER

Boyd's
PLUMBING, HEATING & AIR LLC

320 Red Oak
Owensville, MO
(573) 437-5000
573-368-0117

Feed the hungry • from page 10B

garden long after their backs and knees have worn out,” says Jan Kendall, who served as garden coordinator last year.

MU Extension nutrition program associates Jolene Rodgers and Sarah Geist, Help Center and Career Center volunteers, local church members, and MU Extension Master Gardeners donated an abundance of tomatoes, okra, peppers, green beans and mustard greens to the Help Center’s food pantry.

In Kansas City, Master Gardeners provide horticulture and volunteer services at an urban garden at 18th Street and Broadway. The garden began in 2010 as an urban sustainability project of DST Systems, an information technology services company based in Kansas City. Greater Kansas City Master Gardeners manage the top level of garden beds. They grow flowers, vegetables and herbs to donate to the Harvesters Community Food Network for distribution to area food banks.

Volunteer teams from nearby engineering and architectural firms, banks, and medical centers adopted the remaining 81 gardens, says Cathy Bylinowski, MU Extension horticulture educator in Blue Springs. She guides the garden ef-

forts of volunteers from seed to harvest.

Garden produce adds flavor and nutrition to meals. It also helps food stamp dollars go farther. Just as important, volunteers help build community connections by bringing food pantry clients together with local volunteers, says Bill McKelvey, project coordinator of MU’s Interdisciplinary Center for Food Security.

During National Volunteer Week, April 7-13, the motto is “shining a light on the people and causes that inspire us to serve.”

MU Extension horticulturist David Trinklein says, “I can think of few applications of the Master Gardener program more beneficial than assisting those in need to grow their own food.”

Trinklein says that in 2018, Missouri’s 53 Master Gardener chapters reported 164,788 volunteer hours valued at \$3.98 million as they fulfilled the program’s mission of “helping others learn to grow.”

To learn more about National Volunteer Week, go to www.pointsoflight.org/nvw. Learn more about the Missouri Master Gardener program at mg.missouri.edu.



MASTER GARDENER volunteer team leader Connie Riddle is one of the volunteers who help with demonstration gardens at 18th Street and Broadway in downtown Kansas City.

PHOTO COURTESY OF CATHERINE BYLINOWSKI.

573-437-7332

HESEMANN Landscape & Supply

3500 Kuhne Road ~ Owensville, MO
573-437-7332

Hours: Mon.-Fri. 9 to 6;
Sat. 9 to 2; Sun. 10 to 2

**STOP BY OFTEN AND SEE
WHAT'S NEW**

Check Out What's Blooming, Ask Questions, Gather Ideas, Enjoy The Sweet Fragrances, Beautiful Flowers And Fabulous Foliage

- * HUNDREDS OF TREES, CONTAINERIZED & BALL IN BURLAP
- * MORE THAN 1000 SHRUBS
- * FRESH PRODUCE, IN SEASON
- * GREAT SELECTION OF EXCITING PERENNIALS
- * COLORFUL ANNUALS
- * VEGETABLE PLANTS
- * BEAUTIFUL HANGING BASKETS
- * LANDSCAPE BLOCK & NATURAL STONE UPON REQUEST
- * GREAT GIFT ITEMS
- * LAWN & GARDEN SEEDS
- * CHEMICALS, FERTILIZERS... ETC.
- * TOP SOIL, MULCH & GRAVEL call ahead
- * LANDSCAPE SERVICES:



Design, installation, maintenance, walls, patios, walkways and water features
Your hometown, family owned and operated nursery/garden center with friendly personal assistance!

MDO

**CONCRETE CONSTRUCTION
FOUNDATIONS • FLATWORK
STAMPING • OVERLAYING**

Also
**Skid Steer
& Backhoe
Services**

◆ **FREE Estimates** ◆

573-646-9967 or 573-259-8688

**CALL US
FOR
BACKUP**

COMMERCIAL ~ RESIDENTIAL
Complete Plumbing, New Construction Plumbing
Complete Septic Installation, Backhoe Work, etc...
Authorized Dealer - Complete Line of Supplies on hand

COMPLETE PLUMBING
We also install Water Softeners,
Water Heaters & all types of
Sewer Systems

**NEW:
SEWER CAMERA
AVAILABLE!**

**ALSO
OFFERING Dump
Truck Services**

**WE PUMP
SEPTIC TANKS**

**MID MO DRAIN
CLEANING SERVICE**

COMMERCIAL ~ RESIDENTIAL

JERRY DEAN WELLER Home: 573-859-6600
BELLE, MO Mobile: 573-578-1087

EXPERIENCED • REASONABLE • RELIABLE

NOW PROVIDING ELECTRICAL SERVICES!

Outdoor improvements that boost home value



Whether home improvement projects are design to improve the interior or exterior of a house, focusing on renovations that make the most financial sense can benefit homeowners in the long run. The right renovations can be assets if and when homeowners decide to sell their homes.

So how does one get started? First and foremost, speak to a local real estate agent who is knowledgeable about trends in the community. While a swimming pool may be something coveted in one area, it may impede sales in another. It also helps to study generalized trends and data from various home improvement industry analysts to guide upcoming projects.

The following outdoor projects are just a few renovations that tend to add value.

- **Fire pit:** A fire pit is a great place to gather most months of the year. Bob Vila and CBS news report that a fire pit realizes a 78 percent return on investment, or ROI.

- **Outdoor kitchen:** Many buyers are looking to utilize their yards as an extension of interior living areas. Cooking, dining and even watching TV outdoors is increasingly popular. Outdoor living areas can be custom designed and built. In addition, prefabricated modular units that require a much smaller commitment of time and money

are available.

- **Patio:** Homeowners who do not already have a patio will find that adding one can increase a home's value. Patios help a home look neat, add useable space and may help a home to sell quickly. The experts at Space Wise, a division of Extra Space Storage, say that refinishing, repairing and building a new patio offers strong ROI.

- **Deck:** Deck can be as valuable as patios. A deck is another outdoor space that can be used for entertaining, dining and more. Remodeling magazine's 2018 "Cost vs. Value" report indicates that an \$11,000 deck can add about \$9,000 in resale value to the home, recouping around 82 percent of the project's costs.

- **Door update:** Improve curb appeal with a new, high-end front door and garage doors. If that's too expensive, a good cleaning and new coat of paint can make an old door look brand new. These easy fixes can improve a home's look instantly.

- **New landscaping:** The National Association of Realtors says an outdoor makeover that includes well-thought out landscaping can net 105 percent ROI. Installing a walkway, adding stone planters, mulching, and planting shrubs are ideas to consider.

Many different outdoor projects can add value to a home.

SMALL JOB SPECIALIST • REASONABLE RATES

DAHL DIRT WORKS, LLC

- Trenching
- Roto-Tilling
- Driveway Pipes
- Posthole Digging
- Brush-Hogging



314-606-7823 • 573-764-3701

GORRELL ELECTRIC

35 Years Experience

troubleshooting | circuit upgrades | safety & security | efficiency upgrades

Commercial • Residential • Industrial

Free Estimates | Fully Insured

Call: **573.789.5215**

DISCOVER THE STRENGTH AND DURABILITY OF

HD Atlas Panel
 MANUFACTURED BY LANE BUILDING PRODUCTS



We take pride in offering top quality products at competitive pricing with fast and efficient service.

OFFERING:

- Sheet Metal Roofing and Siding-cut to lengths
- Custom Made Trim
- Screws, Track and Trolley Doors, Windows and Insulation

Not all metal is created equal.

LANE BUILDING PRODUCTS INC.

(573) 437-4147

Hwy. 28 West
 Owensville, MO



IF NOT properly addressed, ground water can affect an existing foundation and the ability to build successfully.

What is the water table, and how does it affect homes?

The groundwater table plays a role in home construction, foundation stability and home comfort. Because the groundwater table is so significant, it behooves homeowners to understand how it works.

National Geographic defines a water table as the boundary between water-saturated ground and unsaturated ground. Well beneath the ground, at various depths depending on geography, topography and weather conditions, pockets of water, called aquifers, exist. The water table marks the boundary between that available water and the dry surface.

Ground water is impacted by precipitation, irrigation and ground cover. It also may be affected by land use and tides. The water table can fluctuate with the seasons and from year to year because it is affected by climatic variations, as well as how much water may be drawn from underground, advises Encyclopedia Britannica. The water table where one person lives may be several inches or feet below the surface of the ground and follow the topography of the land. For others, it may be much higher, even coming above the surface of the soil.

The water table as well as local soil conditions and drainage can impact homes and their foundations. If soil drains efficiently and there is a relatively low water table, it may not be problematic. However, if soil is dense and absorbent and the water table is high, the ground around a home may swell and become saturated. This can exert significant pressure against the foundation walls, states Rytech, a water damage and mold rehabilitation company.

In areas where a local water table rises near the surface, water can push against the underside of the foundation in a condition known as “hydrostatic pressure.” This may cause water to infiltrate through the bottom of the foundation — even permeating solid concrete over time. If hydrostatic pressure is severe, it could lift certain portions of the foundation out of the ground, but this is very unlikely. But it could cause shifting of foundation walls and structures like fencing and decks.

Even if ground water does not cause foundation cracking or shifting, it could lead to humidity issues, resulting in rust, bacteria and mold. Wood structures in a home may be compromised by a high level of humidity.

The home improvement resource Angie’s List says certain steps may need to be taken to protect against damage from a water table and abundant ground water. Basement and foundation waterproofing professionals can help homeowners develop a plan to mitigate water damage. This can include grading changes and the installation of drains and pumps to move water away from the house. Special paints and sealants also can protect the foundation.

Ground water can be a hindrance when it affects the home, but homeowners who learn about it can be in a position to confront any ground water issues.

You Got Framed!

CONSTRUCTION

Steve Luecke **573-569-3923**

We do all types of construction including decks, siding and more.

507 N. 2nd Street
Owensville, MO 65066

BUILD • REBUILD • REMODEL • REPAIR

FULLY INSURED

B&H

Thanks

to all the local farmers who have given so much support to our business over the past 30+ years!

- Complete Water Well Installation
- Repair On Existing Equipment
- Geo Thermal Wells & Looping
- Cobett Waterers and Water Lines Installed

We Hope We Can Help In The Future!

Serving all of Mid Missouri

FREE ESTIMATES ON NEW WELLS

455-9111 • 897-3793
bhwelldrilling.com



Get ready: Early spring landscaping tips

During the cold months of winter, many people stare longingly out of the window dreaming of spring and time spent outdoors. For those with green thumbs, images of tending to the garden and other aspects of their landscapes no doubt dominate such daydreams.

Draw inspiration from those budding crocuses and daffodils pushing through the last remnants of snow and employ
See **Landscaping tips**, Page 15B



Stop Throwing Money Out the Window.

Insulate Today More for a Comfortable
& Energy-Efficient Home All Year!

- Blown-in Fiberglass
- Fiberglass Batts
- Attics • Sidewalls
- Crawl Spaces
- New & Old Construction

FULLY INSURED • FREE ESTIMATES



**30+ Years In
Business**

WILLIAMS INSULATION

411 Piazza Rd. • St. James, Mo.

(573) 265-8940



Schroeffer Well Drilling, Inc.

"Where quality meets the environment"

Schroeffer Geothermal

Providing Dependable Service for Over 60 Years!

SCHROEPFER GEOTHERMAL SCHROEPFER WELL DRILLING, INC.

are leaders in both the private water well industry
and the geothermal heating and cooling markets.

The companies offer a wide range of services,
including, but not limited to:

Water Wells | Pumping Systems

Water Conditioning/Treatment Equipment

Video Inspection of Water Wells – Well Rehab

*Recognized by the EPA as the most energy-efficient
cooling and heating system available using
FREE energy stored in the earth!*



**Contact us
TODAY**

Residential | Commercial | New Construction | Retrofit Existing Home

573-484-3214 Main Line • www.schroepfers.com

Landscaping tips • from page 14B

these tips to prepare for the upcoming gardening season.

- One of the first steps is to apply a preemergent weed killer to get a head start knocking out weeds that can plague the lawn during the growing season. Killing weeds at the roots early on can mean far fewer hassles in spring and summer, and may prevent new generations of weeds from cropping up each year.

- While it may be tempting to take a prematurely warm day as a sign that spring is in full force and purchase a bunch of annuals, it's better to know the last of the possible frost dates (check "The Farmer's Almanac"); otherwise, you may waste time and money planting flowers or vegetables only to have them zapped by another frosty day.

- Amend the soil so that it is the right consistency — just crumbling when lifting it. Soil that is too muddy after spring thaw can harden, making it difficult for plants to flourish later on. Speak with representatives at a local lawn and garden center about which types of amendments you can add to the soil in your particular area to enrich it.

- Lawn and garden experts at The Home Depot suggest filling in bare patches of lawn now by mixing a few shovelfuls of soil with grass seed. Then apply this patch to the bare areas, water, and continue to care for the area until the spot fills in.

- Spend a day in the garage or shed tending to the lawn mower and other gardening equipment. Clean all tools and ensure that everything works, repairing parts as needed.

- Give outdoor entertaining spaces a good scrubbing, clearing away dirt and

grime that may have accumulated over the winter. Use a leaf blower to blow away any leftover leaves.

- Check if the front porch, railings or decking need painting and/or staining.

Tackle these projects when the weather is cooler so everything will be ready for those peak spring days.

- Think about any annuals you might want to plant in the landscape this year that will complement any existing shrubbery or

perennials. Come up with a theme so that the entire yard is cohesive.

Before homeowners know it, winter is gone and it is time to once again enjoy long days spent outdoors. Get a jump start on spring lawn prep as soon as you can.

INTRODUCING THE ALL-NEW

Cub Cadet. ULTIMA SERIES.

Step up to the ultimate all-around mowing experience

- ✓ Next-level comfort
- ✓ Superior speed and control
- ✓ Best-in-class cut quality**
- ✓ Enhanced strength and durability

- Tubular steel frame for enhanced durability; maintenance-free spindles
- Quick knob-adjust lap bars; ergonomic soft-touch rubber overmolded hand grips
- Premier Kohler and Kawasaki V-Twin OHV engines
- Strongest warranty in its class***



BUILT IN AMERICA
SINCE 1961



Did you know?

When tending to their lawns, homeowners are advised to pay attention to areas that may feature standing water. According to the World Health Organization, standing water is a breeding ground for mosquitoes, which can breed in great numbers in pools of water. Mosquitoes are known to carry diseases like malaria, West Nile virus and Zika. Furthermore, mosquitoes that bite pets can transmit heartworms, a serious problem if gone it goes undiscovered. Standing water also can be a haven for bacteria, mold and parasites that are dangerous to human health. If standing, stagnant water is a problem in your yard, remediation is necessary. Directing downspouts away from the house can remediate standing water. Changing the grading of soil so that low spots are elevated is another way to reduce instances of standing water. This may be a project that requires the assistance of a drainage professional. In addition, homeowners can remove standing water from empty flower pots, pool covers, bird baths, and more to reduce the likelihood that mosquitoes will appear on their properties.

ULTIMA ZT1

3 YEAR

LIMITED WARRANTY

3-year unlimited hours warranty and limited lifetime warranty on frame and fabricated deck shell***

ZT1 42	22 HP Twin Kohler KT7000 42" Stamped Deck	Dual EZT 2200, Premium Seat, Front Tires: 11"x6"-5", Rear Tires: 20"x8"-8 LED Headlight, Floor Mat, Ergo Grips, Removable Floor Pan	\$2,699
ZT1 46	22 HP Twin Kohler KT7000 46" AeroForce Fabricated Deck	Dual EZT 2200, Premium Seat, Front Tires: 11"x6"-5", Rear Tires: 20"x8"-8 LED Headlight, Floor Mat, Ergo Grips, Removable Floor Pan	\$2,899
ZT1 50	23 HP Twin Kawasaki FR691V 50" AeroForce Fabricated Deck	Dual EZT 2200, Premium Seat, Front Tires: 11"x6"-5", Rear Tires: 20"x10"-8 LED Headlight, Floor Mat, Ergo Grips, Removable Floor Pan	\$3,099
ZT1 54	24 HP Twin Kohler KT7000 54" AeroForce Fabricated Deck	Dual EZT 2200, Premium Seat, Front Tires: 11"x6"-5", Rear Tires: 20"x10"-8 LED Headlight, Floor Mat, Ergo Grips, Removable Floor Pan	\$3,099

CLEARANCE PRICES ON ALL IN STOCK MOWERS UNTIL APRIL 30, 2019



SCHAEPERKOETTER

Mt. Sterling
573-943-6323

Since 1893

Owensville
573-437-4421

www.Schaeperkoetter.com

** Based on testing and evaluation conducted with The Ohio State University of cut appearance in side discharge, mulch and bagging modes of current model Cub Cadet ZT1 54, John Deere Z355 E, Toro TimeCutter SS 5000, Hustler RAPTOR 52, Ariens ICON X 52 and Husqvarna Z 254 conducted on June 5-7, 2018. The Ohio State University does not endorse or promote Cub Cadet or any of its products and services. *** The Strongest Warranty in its class 3-year / unlimited-hour warranty. Plus, limited lifetime warranty on frame and fabricated deck shell.

Six options for funding your next home improvement project

Before starting a home improvement project, either on one's own or with the assistance of a professional contractor, homeowners must first consider the costs involved. According to the home improvement resource HomeAdvisor, more than one-third of homeowners do not understand what hiring a professional will cost, and then cannot successfully budget and secure financing once they have set their sights on a renovation project.

HomeAdvisor says that some of the more popular projects, such as remodeling a kitchen or bathroom or building a deck, can cost, on average, \$19,920, \$9,274 and \$6,919, respectively.

Homeowners may find that the more expensive renovations require them to secure some type of financing. Those who have never before sought such financing may want to consider these options.

1. Cash-out refinancing: With cash-out refinancing, a person will begin the mortgage process anew with the intention of paying off the current mortgage balance, and then taking out additional funds for other purposes. Cash-out refinancing is a way to tap into a home's existing equity for use on



improvements or other expenses, such as college tuition.

2. Home equity line of credit: The financial experts at Bankrate indicate that a HELOC works like a credit card, with the house as collateral. There is a credit limit, and borrowers can spend up to that limit. The interest rate may or may not be fixed. However, the interest may be tax-deductible if the financing is used to improve, buy or

build a home.

3. Home equity loan: Individuals also can borrow against equity in their homes with a fixed interest rate through a home equity loan. Most lenders will calculate 80 percent of the home value and subtract a homeowner's mortgage balance to figure out how much can be borrowed, according to the financial advisory site The Simple Dollar.

4. Personal loan: Homeowners can shop

around at various financial institutions for competitive personal loans to be used for home improvement purposes. Funds may be approved within one business day, which can be ideal for those who want to begin their improvements soon.

5. Personal line of credit: A personal line of credit allows borrowers to borrow only the money needed at the time, and offers a variable interest rate that is generally lower than fixed loan rates. Again, like a credit card, PLOC gives a person a maximum borrowing amount and is ideal for ongoing purchases.

6. Credit cards: In a pinch, credit cards can be used to finance improvements, but they do come with the cost of very high interest rates if the balance is not paid in full by the time the bill comes due. However, for funding smaller projects and maximizing rewards points through home improvement retailers or specific credit card company promotions, credit cards can be a way to earn various perks in addition to the benefit of improving a home.

Homeowners looking to finance their next improvements should speak to a financial advisor and shop around for the best types of funding for them.

Fix. Build. Expand.

IMPROVE.

Whether it's landscaping, updating your kitchen, or making your home more green inside or out, we have a loan to fit your home improvement needs. Let us help you unlock your home's potential!



LEGENDS

BANK

www.legendsbk.com

MEMBER FDIC

Find Us On...



602 E. Hwy. 28 • Owensville • 573-437-2122





DECK TRENDS continue to improve on the form and function of outdoor living spaces.

Emerging deck trends

Custom-built decks can expand usable outdoor entertaining spaces. Decks can surround pools and create outdoor patio areas that make it easy to establish multitiered living spaces, improving the functionality of outdoor areas.

Certain deck trends have emerged as industry experts' top picks for the upcoming remodeling and renovation season. For those thinking of revamping an existing deck, or building an entirely new one, these trends are on point.

- **Established perimeters:** "Picture framing" is not a new trend, but one that has taken greater hold in recent years. The term refers to aesthetically appealing designs that conceal the ends of deck boards for a clean finish. Some designs feature contrasting material colors on the ends for even more impact. This helps create refined perimeters for a polished look.

- **Roof-top decking:** Urban areas also can benefit from decking to create usable outdoor spaces. In fact, many new condominium and townhouse communities are incorporating roof-top decks into their designs, particularly in communities with water views or other impressive vistas. HGTV experts suggest roof-top decks feature light-colored materials and fixtures to help keep the area cool even in direct sunlight.

- **Distressed hardwood:** Builder and Developer, a management resource for professional homebuilders, says that the

trend for using distressed hardwoods at home has migrated outside. Some decking manufacturers have recently introduced low-maintenance composite deck boards that mimic the look and feel of distressed, rustic hardwood flooring. This weathered appearance gives the look of age without the upkeep of real aged wood.

- **Wooden walkways:** Decking can be the more traditional design people envision with a patio table or outdoor furniture. But it also can consist of wooden walkways or a low-laying patio to accentuate the yard.

- **Mixed materials:** Homeowners may be inspired by commercial eateries, breweries and urban markets in their exterior design choices. Decks featuring composite materials and aluminum railings blend sophistication, urban appeal and comfort.

- **Personal touches:** Homeowners can customize their decks with personal touches. It's not unheard of to wrap columns in stone or glass tiles for more impact. And a vast array of decking colors now enables fun interpretations for outdoor areas.

- **Fire pit conversation area:** Many decks can incorporate water or fire elements for visual appeal. Gas-fueled fire elements can expand the functionality of decks beyond the warm seasons, or make enjoying them practical on nights when the temperature plummets.

Decks are reimagined in many different ways with continually evolving trends.

573-437-2636

573-368-6963

Roy Ruth & Denny Vogt

RESIDENTIAL
 CONTRACTORS
 BUILDERS/REMODELERS



1968 Bohemian Hwy. • Owensville, MO 65066

In New 10,000 sq. ft. facility

THE LIGHT BULB EXPRESS

Lighting & Electrical Supplies

2482 Hwy. 50 • Rosebud, MO 63091

573-764-3600 or 314-604-2094

Doolittle Trailer Authorized Dealer



**Utility Trailers:
 12' - 14' - 16"**

Perfect for hauling
 ATVs, UTVs and
 Zero Turn
 Mowers



**All cargo trailers on lot: \$80
 for matching spare tire and wheel.
 With Trailer. Reg. \$122. While supplies last.**

WESTGATE
 THE FUTURE IS HERE...AND IT'S QUITE BRIGHT!



**Check out the latest
 in LED lighting
 from Westgate
 including**

- **2nd Generation LED 2 x 4 Panel Lights**
 Extremely thin
- **LED Rotatable Wall Packs**



**Cummins Whole
 House Generators**

Identify and treat a garden mole problem

Lawn and garden enthusiasts often must address unforeseen issues when tending to their lawns. Weeds can be a blight, and drought can compromise the look and integrity of a lawn.

Another, more deceptive potential adversary is moles. After a spring and summer spent tending to their gardens, no homeowner wants to have their hard work compromised by moles.

“The Old Farmer’s Almanac” says that moles are ground-dwelling insectivores that feast on insects in the soil. Moles grow to be roughly six to eight inches long and have gray or black, velvety fur. Their snouts are slender and hairless, and they have very small eyes and ears. Their large front feet have long claws that scoop dirt out of the way like a garden hoe.

Even though moles are more likely to snack on grubs, worms and beetles than plants, they damage gardens and lawns because of their underground tunneling behavior. Moles make subterranean channels throughout the yard in search of food. Some of the telltale signs include sprouted mounds of displaced soil, holes and raised

burrows and hills. Tunneling can separate roots from soil, eventually killing vegetation in the process, according to the home and garden experts at BobVila.com.

There are various ways to address mole problems in a lawn or garden. Some professionals may recommend fumigants, home remedies and repellents. But these methods are not always effective, according to Better Homes & Gardens. Using insecticides can rid the lawn of some of the foods that moles dine upon, ultimately discouraging them from coming onto a property. However, many experts agree that trapping is the only reliable means of stopping these creatures.

Homeowners can trap moles humanely by catching the mole in the act. This involves waiting for a mole to start channeling, then using two shovels to block egress on either side of its path. The mole can be removed to a box and relocated. There also are various mole and gopher traps available for sale that operate with spring-loaded snares. Individuals should check if trapping moles is legal where they live. For more information regarding moles, visit www.almanac.com or www.bobvila.com.



FREE INITIAL CONSULTATION

- NEW HOMES (SINGLE FAMILY & DUPLEX)
- ROOM ADDITIONS
- REMODELING PROJECTS
- EVENING APPOINTMENTS AVAILABLE



NILGES

homeDESIGNS, I.I.C.

P.O. Box 711
Cuba, MO 65453

Phone: (573) 885-7700
Fax: (573) 885-6700

“where dream homes do come true”

DALE KRAMME

HOME REMODELING
DRYWALL REPAIR, PLUMBING
ELECTRICAL & MORE!

KRAMME CONSTRUCTION

1869 HECKER ROAD
OWENSVILLE, MO 65066

573.437.4280
573.619.0861



Residential & Commercial, Septic Systems, Rock and Gravel Hauling,
Basements, Ponds, Roads and so much more.

OVER 50 YEARS OF EXPERIENCE

Avoid invasive plant species

Intuition may suggest all plants that provide habitats for wildlife and produce oxygen for the atmosphere are good no matter where they are planted. However, non-native plant species that are introduced into areas across North America can pose significant threats to an ecosystem.

Foreign plants can wreak havoc on native plant species and agricultural industries. Scores of plants are aggressively invading certain areas of the country. Invasive species are introduced largely due to human action, such as planting non-native plants. Plants also may be introduced through boating and fishing. Wind and rain may introduce non-native plants to a particular region, while some plants are introduced through animals.

The organization Play-

CleanGo.org says that not all non-native plants are harmful and some can be beneficial. But non-native plants that take over and cause severe damage in areas outside of their normal range are considered to be invasive, and efforts must be made to keep invasives under control.

Gaining awareness of the pathways through which invasives spread can help people avoid introducing invasive species. Some invasive plants are very attractive and they may be for sale at some garden centers, but such plants should be avoided for the benefit of local ecosystems. In addition, weeds and seeds can be hidden in potting mixes or lawn and garden products and essentially sneak their way into regions where they do not belong.

Homeowners who learn to recognize invasive species can decrease their risk of introducing such plants to their properties. The following are some common invasive species:

- Garlic mustard
- Mayweed
- Norway maple
- Yellow rocket
- Australian pine
- Oxeye daisy
- Bermuda grass
- Ground ivy
- Chinese privet
- Cotton thistle
- Purple loosestrife
- Japanese honeysuckle
- English ivy
- Kudzu
- Autumn olive
- Paper mulberry

People can learn more about invasive species by speaking with lawn and garden professionals.

JAHNSEN BROTHERS CONSTRUCTION

Tim Jahnsen
573-291-4968

Fully Insured
Free Estimates

Kurt Jahnsen
573-569-3193

HAVENER'S TERMITE & INSECT CONTROL INC.

Serving The Area Since 1959

Residential • Commercial • Termite Pre-Treatments

FREE INSPECTION
Monthly or Yearly
Maintenance



Your Local Pest Control Specialists

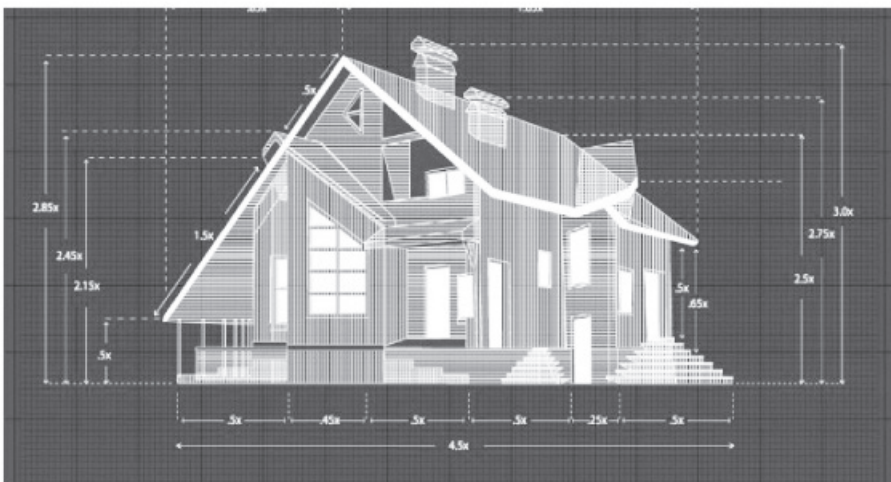
Owensville
573-437-2031

Washington
636-239-2910

Sullivan
573-860-2970

www.havenerstermite.com

Your Plans Start Here.



Construction Loans | Land Loans



308 W. Lincoln
Owensville, MO 65066
573-437-BANK



First State
Community Bank
Success Starts Here.



www.fscb.com

DECORATIVE STONE SUPPLY, LLC

573-764-3700

HARDWOOD MULCH

\$10
1/2 yard



COLORED MULCH

\$18 1/2 yard
\$34 yard



BLACK TRAP ROCK

\$45
1/2 yard



Various Other Decorative Rock Available

Simple ways to prevent dog-related lawn damage

Dogs love spending time outdoors. Dog owners with yards know that dogs benefit greatly from some exercise in the backyard. While that time might be great for dogs, it can take its toll on lawns.

Dog urine and feces can adversely affect the look and health of a lush green lawn. Nitrogen is essential to healthy soil, but only at certain levels. When those levels are exceeded, the result can be lawn damage. According to The Spruce Pets, an advisory site that offers practical tips and training advices to pet owners, this is what happens when pets frequently urinate on grass. Urine is naturally high in nitrogen, so when pets urinate on lawns, the grass might turn yellow or brown due to the excess nitrogen content. Nitrogen also is present in lawn fertilizers, further exacerbating the problem for pet owners who fertilize their lawns.

In addition to urine damage, dogs can trample frosted grass, contributing to problems that may not become evident until spring, and get into areas like gardens where they wreak additional havoc.

Pet owners who want to let their dogs run free in the yard but don't want damaged grass may be tempted to put their pooches



in diapers or confine them to crates when letting them outside. But such an approach isn't necessary. In fact, some simple strategies can be highly effective at preventing dog-related lawn damage.

a given area, so speak with a professional landscaper about the viability of planting new grass.

- **Install fencing.** Pet owners with expansive yards can install fencing that allows dogs to spend time exercising outdoors without granting them access to the entire property. Large dogs will need more room than small ones, but try to build fenced-in areas that allow dogs to run freely and get the exercise they need to stay healthy.

- **Work with a dog trainer.** Dog trainers might be able to work with dogs so they only urinate in certain areas of the yard, greatly reducing the damage they can cause to a lawn. Trainers also might help curb digging and clawing behaviors that can damage lawns as well as gardens.

- **Consider hardscaping.** Hardscaping might be most effective for pet owners with small properties. Hardscaping does not include grass and can add visual appeal to a property while saving pet owners the headaches of dealing with dog-related lawn damage.

Dogs need time outdoors, and homeowners can take various steps to protect their lawns from dog-related damage.

- **Speak with a landscaper about planting new grass.** Certain types of grass, such as Bermuda grass, can withstand dog damage better than others. Local climate will dictate which types of grass are likely to thrive in

PRE-SEASON TUNE-UP SPECIAL

<p>Push-Mowers & Tillers</p> <p>Change oil, sharpen blade, check & fill gear lube (tillers), clean air filter.</p> <p>\$25⁰⁰</p> <p><small>Additional charge if parts needed</small></p> 	<p>Lawn & Garden Tractors & Zero Turns</p> <p>Change oil, sharpen blades, check fluid levels, clean air filter, check belts, grease all lube points, check blade spindles.</p> <p>\$38⁰⁰</p> <p><small>Additional charge if parts needed</small></p> 
---------------------------------------------------------------------------------------------------------------------------------------------------------------------------------------------------------------------------------------------------------------------------------------------------------------	---------------------------------------------------------------------------------------------------------------------------------------------------------------------------------------------------------------------------------------------------------------------------------------------------------------------------------------------------------------------------

Parts Supplier for the Following Equipment Lines:

Yardman • Yard Machine • Bolens • Troy-Bilt • Sears • White Outdoor • Cub-Cadet • Poulan
• Husqvarna • John Deere • Swisher • Gravely • Murray

WANTED TO BUY: Used lawn & garden tractors, tillers, push mowers and zero turns. Call 437-5261. We service all makes & models of zero turn mowers — Pickup & Delivery Service Available

OWENSVILLE SMALL ENGINES

410 Springfield Rd. - Owensville, MO (573) 437-5261

HOURS:
8:00AM to 4:30PM
Monday thru Friday

PROTECTION FOR WHAT'S NOW, AND WHAT'S NEXT.

With our innovative and customizable coverage options, we're here to protect your home—and your growing dreams.

Let's talk about your home insurance today.

BUNDLE AND SAVE! 🏠 + 🚗



Theresa Ditto, Agent
Certified Agency in
Customer Excellence
Bus: (573) 437-3726
109 S 1st St
Owensville, MO 65066



American Family Mutual Insurance Company S.I. and its Operating Companies,
American Family Insurance Company,
6000 American Parkway, Madison Wisconsin 53783 ©2019 015971 - 2/19 - 10009984





Pat's Place

Hwy. 50 E. • Rosebud • 573-764-3137

**Concrete Statuary
& Bird Baths and Crafts**



Part of Rosebud for over 20 years.



Potential culprits behind thinning grass

Thick grass is often a hallmark of a healthy lawn. If grass begins to thin, homeowners may feel as though all the time and effort they spent tending to their lawns was for naught.

Thinning grass can be caused by any number of things. And while it might take a little effort to address, thinning grass can be treated if homeowners correctly identify that cause of the problem.

Leaf spot

The Center for Agriculture, Food and the Environment at the University of Massachusetts Amherst notes that leaf spot diseases affect both cool- and warm-season turfgrasses. Various fungi can cause leaf spot. Symptoms and the timing of the appearance of leaf spot will vary depending on which fungi is causing the problem. For example, *bipolaris sorokiniana*, which affects grasses in warm, wet summer months, produces small spots that are dark purple to black. *Drechslera poae* is another fungi that causes leaf spot, and it also produces dark purple to black spots. However, it tends to appear in the spring when the weather is cool and moist. Understanding the different fungi and when they typically strike can help homeowners identify what is causing their grass to thin. In such situations, professional landscapers can be invaluable resources as well.

Stripe smut

The University of Maryland Extension notes that stripe smut primarily poses a threat to Kentucky bluegrass that is older than three years. Pale green streaks that run parallel to the veins in the leaves and leaf sheaths are symptomatic of stripe smut, which tends to be noticed in spring and fall, when weather is cool. As the disease progresses, stripes turn black or a silvery gray, causing the leaf blade to shred and curl. After the blades have shred, they turn brown and die. The grass thins because stripe smut makes it vulnerable to problems like drought.

Ascochyta leaf blight

Lawns suffering from ascochyta leaf blight will become straw-colored. According to the lawn care and pesticide experts at Ortho®, when a lawn is affected by ascochyta leaf blight, its healthy grass blades will be mixed in with diseased grass blades. Most prevalent in the spring, this disease can affect grass at any time during the growing season. That's because the ascochyta fungi invade leaf blades through wounds, such as those that can result from mowing. Ortho® notes that dull lawn mowers can contribute to the disease, which might disappear on its own and can even return after it's seemingly been cured.

Various issues can cause grass blades to thin. Working with a landscape professional is a great way to combat such issues before they compromise the look of a lawn.

"The love of gardening is a seed once sown that never dies."
— Gertrude Jekyll



SEE IT. DRIVE IT.
DRIVE GREEN
OWN IT.

BY YOUR SYDE

BY YOUR SYDE

10 YEAR WARRANTY

Drive Green Event
APRIL 11, 12 & 13
Thursday & Friday
7:30am-5:30pm
Saturday 7:30am-3pm

DRIVE GREEN EVENT OFFERS THE BEST DISCOUNTS OF THE YEAR!

Every attendee will receive the following coupons:

- | | |
|-------------------------------------------------------------------------------------------------------------------------------------------------------------------------------------------------------------------------------------------------------------------------------------------------------------------------------------------------------------------------------------------------------------------------------------------------------------------------------------------------------------------------------------------------------------------------------------------------------------------------------------------------------------------------------|-------------------------------------------------------------------------------------------------------------------------------------------------------------------------------------------------------------------------------------------------------------------------------------------------------------------------------------------------------------------------------------------------------------------------------------------------------------------------------------------------------------------------------------------------------------------------------------------------------------------------------------------------|
| <p style="text-align: center;">EQUIPMENT</p> <p style="text-align: center;">\$500 OFF</p> <p style="text-align: center;">1 - 5 Series Tractors</p> <hr style="border: 0; border-top: 1px dashed black;"/> <p style="text-align: center;">EQUIPMENT</p> <p style="text-align: center;">\$200 OFF</p> <p style="text-align: center;">Select Gator Utility Vehicles
(XUV or RSX Series)</p> <hr style="border: 0; border-top: 1px dashed black;"/> <p style="text-align: center;">EQUIPMENT</p> <p style="text-align: center;">\$200 OFF</p> <p style="text-align: center;">Select ZTrak Mowers
(Z915B, Z915E & Z920M)</p> | <p style="text-align: center;">ATTACHMENTS</p> <p style="text-align: center;">15% OFF</p> <p style="text-align: center;">when you buy 3-4
(maximum \$150)</p> <hr style="border: 0; border-top: 1px dashed black;"/> <p style="text-align: center;">ATTACHMENTS</p> <p style="text-align: center;">20% OFF</p> <p style="text-align: center;">when you buy 5 or more
(maximum \$350)</p> <hr style="border: 0; border-top: 1px dashed black;"/> <p style="text-align: center;">PARTS</p> <p style="text-align: center;">\$35 OFF</p> <p style="text-align: center;">The purchase of \$100</p> |
|-------------------------------------------------------------------------------------------------------------------------------------------------------------------------------------------------------------------------------------------------------------------------------------------------------------------------------------------------------------------------------------------------------------------------------------------------------------------------------------------------------------------------------------------------------------------------------------------------------------------------------------------------------------------------------|-------------------------------------------------------------------------------------------------------------------------------------------------------------------------------------------------------------------------------------------------------------------------------------------------------------------------------------------------------------------------------------------------------------------------------------------------------------------------------------------------------------------------------------------------------------------------------------------------------------------------------------------------|



Sydenstrickers.com

Chillicothe • Columbia • Curryville • Dutzow • Hermann • Kirksville • Macon
Mexico • Moscow Mills • Palmyra • Rocheport • Salisbury • Tipton

*VALID TO RECEIVE COUPONS DURING THE DRIVE GREEN EVENT APRIL 11 - 13, 2019. OFFERS VALID FOR DRIVE GREEN EVENT ATTENDEES ONLY AND MUST REGISTER IN PERSON TO RECEIVE COUPONS. EQUIPMENT COUPONS MUST BE REDEEMED BY MAY 4, 2019. ATTACHMENT AND PARTS COUPONS MUST BE REDEEMED BY JULY 13, 2019. SOME RESTRICTIONS MAY APPLY. SEE DEALER FOR DETAILS.

Defining hardscape and how to use it

Curb appeal is beneficial in various ways. Curb appeal can make a home more attractive to prospective buyers and give existing homeowners a place they want to come home to. In its study of the worth of outdoor remodeling projects, the National Association of Realtors found standard lawn care and overall landscape upgrades were most appealing to buyers, as well as the most likely to add value to a home.

Although plants, grass and other items can improve curb appeal, homeowners should not overlook hardscaping.

Hardscaping is an industry term that refers to the non-living features of a landscape. These features can include everything from decks to walkways to ornamental boulders. Introducing paths or paver walls to a property helps develop that home's hardscape. Hardscape and soft elements often work in concert to create inspiring landscape designs.

DIY landscape designers can heed certain tips to make the most of hardscape features on their properties.

Choose materials

As with many landscaping projects, homeowners must first determine what types of additions they would like on their properties. Common hardscape features include

patios, decks, walkways of pavers or bricks, and retaining walls. Hardscape elements can be functional or simply decorative features that add whimsy to the yard.

Choose a theme

The right style allows hardscaping and softscaping materials to work together. For example, homeowners may want to give their yards an eastern feel, complete with a koi pond and decorative bridge or trellis. A formal English garden, however, may include manicured paths with stepping stones and ornate topiaries. Mixing too many styles together can take away from the overall appeal.

The pros suggest looking at the overall plan of the design, even if all of the work can't be completed at once. This way the eventual finished project will be cohesive.

Think about the purpose

Hardscaping can look good but also serve key purposes. Pebbles or gravel can mitigate trouble areas that don't grow grass or plant life well. Retaining walls hold back soil in yards with sharply inclined hills. Mulch can set perimeters around trees and shrubs, as well as planting beds. Fencing, another form of hardscaping, is essential for establishing property boundaries and adding privacy.



HARDSCAPING REFERS to the elements in a landscape that aren't living, such as paths, walls and fences.

Consult a professional

While many hardscaping additions can be handled by novices, large-scale projects, such as patios and decking, can change the grading of the yard. Professionals can map out how to handle drainage issues and meet building codes. In addition, professional

installation can ensure hardscaping features last for years to come.

Hardscaping should blend with the nature around it and take its cues from the surrounding environment. This can help softscaping and hardscaping work as one.

Never Clean Your Gutters Again!



ELIMINATE CLOGGED GUTTERS

- Clogged Gutters lead to damage to your home
- Durable Construction: Made from Heavy Duty 0.27 aluminum
- Allows leaves & debris to slide off and not pile up on roof

DURA FLO
Premium Solid Gutter Covers

Seamless Guttering

5" Residential and 6" Commercial

Fully Insured

Contractor's Choice INC.

CONTACT PAUL WILKEN

Office: (573) 437-7171 Cell: (314) 608-9855

Sheds! Tiny Homes! Cabins! Garages!



Rent-to-Own with Low Down Payments. Easy Financing & Payments!



Lofted Barns! Play Houses!

No Credit Check! Military Discount!



We've got you covered!

FREE Delivery & Setup!

Stop by Cornman Auto today to check out our in-stock Premier Portable Buildings today! Save BIG \$\$ on selection of repos.

Get 'em before they're gone, they won't last long!!

Cornman Auto (573) 732-9090
8953 N. Service Rd. • Bourbon, MO 65441

Curb appeal pays off big time

How attractive a home looks from the outside is often a good indication that a homeowner also takes pride in the interior. You can improve your home's curb appeal with a few minor landscaping upgrades.

- Clean and repair – Weed gardens, flower beds and edging, cut back overgrown plants and shrubs that block windows or spill over walkways, trim trees and power-wash paths, sidewalks and porches.
- Focus on the front porch – Place potted evergreens or other plants at the base of front steps, hang flowering baskets and replace worn welcome mats.
- Block what's ugly – Hide unsightly air conditioning units, meter boxes, propane tanks, rusty sheds and more with plants or accessories.
- Add Color – Edge sidewalks and tree bases and add brightly colored flowering annuals.
- Rethink walkways – Carve a path to your front entry or seating area near your yard's most attractive spots, using gravel, wood chips or landscape blocks.
- Refine foundations – Design landscaping beds closest to the front of your home to look interesting year-round. Combine various types of plants, rocks, mulch and shrubs with flowering annuals when perennials aren't blooming.
- Plant a tree – Trees can add much value to your home. They can help prevent erosion, improve air quality and even reduce utility bills with the shade they provide.
- Add a structure – Fences, pergolas, arbors and landscape blocks can define and complement different areas and promote year-round curb appeal.
- Have a seat – Create a spot that invites people to sit out front. Place an attractive bench beneath a large tree or tuck a bistro table and chairs on a porch or amidst a densely flowered garden.
- Light the way – Low-voltage outdoor lights can be used to define a walkway, spotlight a tree, highlight landscaping, showcase shrubs or accent an entry way

FREE COUPON

Celebrating **20+ YEARS** of Service

Central Missouri Septic Service, Inc.
 Septic Tank Pumping & Disposal
FARM — RESIDENTIAL — COMMERCIAL
 Portable Toilet Rental • Aerator Unit Replacement • Risers & Lids
 • Lagoons • Drain Cleaning • Effluent Filters • Grease Traps

Did you know Septic Tanks need to be pumped every 3 to 5 Years?

FREE SEPTIC TANK ADDITIVE to FFA Members
 at time of pumping with this ad
 (\$45 VALUE, WHILE SUPPLIES LAST)

1ST CLASS SERVICE

SERVING CENTRAL MISSOURI
Toll Free: 1-888-892-8587
 State Certified Local: 573-764-3407-573-764-2534

FREE COUPON



DRY FORK STEEL & SUPPLY, LLC

1360 Hwy. CC • Bland, MO 65014

BUSINESS HOURS: Mon.-Fri. 8 to 5; Sat. 8 to Noon


All your steel needs for residential, agricultural and commercial

FOR HOME

- Porch &
- Deck Railing
- Hand Rails
- Ornamental Entry Gates
- Fencing
- Custom Deer Stands



NOW AVAILABLE: General Auto Repair



FOR FARM

- Gates
- Panels
- Corral & Fencing Materials
- Bale Unrollers
- Bale Spears
- And More

www.dryforksteel.com

email: info@dryforksteel.com

573-417-0511

The MISSOURI BANK 1939 - 2019 **80th ANNIVERSARY**

At The Missouri Bank, our in-house Construction Loan process will make your dream home a reality.

Hermann

Building a House is IMPOSSIBLE!

At The Missouri Bank, you will have an experienced, personal loan officer to answer all your questions. Once your dream home is built, The Missouri Bank can assist you with getting a mortgage that fits your lifestyle.

Call for more details or come in to apply for your Construction Loan **TODAY!**

Ask For Kathy Or Bonnie

Hermann
 501 N. Market St, Hermann, 65041
 Warrenton - Foristell - Wentzville
www.TheMissouriBank.com

Member **FDIC**





Gardening during a drought

During the early and oftentimes rain-drenched days of spring, it can seem like there may never be a time when plants will struggle to get their share of water. But drought can affect any area, and arid climates in particular. Ensuring gardens can survive drought takes patience and forethought.

Drought can be particularly troubling for avid gardeners because it can wreak havoc on lawns and gardens. In addition to causing changes in the physical appearance, including wilted, dried out leaves and stalks, drought can weaken the integrity of plants. This makes plants more susceptible to disease and attacks from plant-preying insects, according to Better Homes & Gardens. In addition, it can take years for plants to recover from drought.

So what can gardeners do? While they may not be able to prevent damage to plants from drought, gardeners are not helpless.

- Water well infrequently. Get plants used to a thorough watering every week or every other week. This will help develop strong, deep roots rather than shallow ones that will need frequent watering to thrive.

- Choose drought-tolerant plants. Homeowners can work with garden centers and landscape professionals to create gardens

that are full of water-wise plants and flowers. Some examples of plants that can survive with minimal water include the blanket flower, Spanish lavender, euphorbia rigida, and kangaroo paw.

- Apply a layer of mulch. Mulch can protect delicate plants and the rest of the landscape by reducing the evaporation of soil moisture. Mulch will keep soil cool and moist.

- Skip the fertilizer. Since fertilizers encourage plant growth, it's best to skip them during drought, as growing plants require extra water.

- Invest in rain barrels. When it rains, maximize the amount of water that can be collected by connecting rain barrels to downspouts on the house. This water can be used to water gardens when dry weather returns.

- Use organic materials. Amend the soil with organic materials, like compost. The Grow Network advises that light, fluffy soils with air pockets in between the soil particles route water efficiently during floods and retain moisture for plants. Therefore, such soils can perform very well during drought.

Gardens can survive drought with simple actions and smart planting.



SUCCULENTS ARE good drought-tolerant plants to include in landscape designs.

Becker Millwork & Hardware
573-744-5204 ~ Freeburg, MO
www.beckermillwork.com

Building Materials
Trusses
Roofing
Siding
Windows
Doors
Insulation

Decking & Railing
Drywall
Paint & Stain
Tubs, Showers
Toilets
Electrical & Plumbing

All of your building needs from Frame to Finish

PROTECT
THE ROOF OVER
YOUR HEAD

Protect your investment and your family with quality roof maintenance services from the professionals.

Complete Removal
and Reroofing
New Construction
Fully Insured
Labor Warranted for life

Call for your FREE ESTIMATE today.

573-619-2471

WIEBERG
ROOFING LLC

Joe Wieberg, Owner



Potential indicators of roof trouble

With regard to home repairs, homeowners may be able to delay some projects until the weather permits or they find room in their budgets. But other areas, including the roof, may demand immediate action.

Few homeowners give the roofs of their homes much thought until a problem arises. But learning to recognize potential indicators of roof trouble can help homeowners prevent potentially drastic situations down the road.

• **Light:** Homeowners with attics in their homes can inspect the ceilings inside the attic for signs of holes or leaks. Light peering through the top of the house indicates a hole or leak, as does stains or streaks on the ceiling.

• **Worn shingles:** Shingles should lie flat against the roof, so any that appear to be buckling or turning up are damaged and in need of repair. A single damaged shingle does not require a full roof replacement, but inspect all the shingles

nonetheless. Another indicator of shingle problems can be found when cleaning downspouts or gutters. If the gutters and downspouts contain lots of shingle granules, the roof may soon need to be replaced.

• **Moss:** Moss on a rooftop may give a home character, but that added character is costly. Shady areas of a roof can be susceptible to the growth of moss and fungi because moisture can be trapped in such areas. If possible, remove moss or fungi from a roof with a stiff brush or hire a professional to do the job instead. Moss may come back even after brushing it off, so homeowners should keep an eye on areas of their roofs that get little sunlight. In addition, trapped moisture can be very harmful to a roof, so it may be wise to exercise caution and have roofs with mold or fungi growths inspected.

• **Age:** Another indicator of roof trouble may be the age of the roof. Even if there are no visible signs of damage, homeowners whose roofs



have some years under their belt may want to consider replacing them. Asphalt shingle roofs typically have life expectancies of 20 to

25 years, while roofs installed over existing layers of shingles may need to be replaced after 20 years. Recognizing minor roof dam-

age before it escalates into a larger problem can save homeowners substantial amounts of money.



B&H HOME REPAIR

Handyman Services

Give us a call...
No Job TOO Small!

**Licensed
& Insured**





Bob
573-619-5934

205 East Jefferson • Owensville, MO 65066

ENKE CONCRETE CONTRACTOR

We do all types of Concrete Flatwork





Roger Enke Concrete Contractor

PHONE: (573) 437-6657

HEINTZ

Custom Excavating & Tractor, LLC
BLAND, MO



MARK:
573 646-3123
573 694-1276

KALEB:
573 694-6042

HAULING - DOZER - EXCAVATING - BACKHOE - HIGHLIFT - BOB CAT

✓ Hauling Topsoil ✓ Fill Dirt ✓ Creek Gravel ✓ Screened Gravel
✓ White Rock ✓ Residential 4 Commercial ✓ Farm ✓ Mulch
✓ Driveways ✓ Basements Dug ✓ and More.

Trackhoe and Rock/Concrete Breaker Work

Preparing garden beds for spring and beyond

Gardening enthusiasts may have been thinking about their landscape plans throughout the winter, eager to once again get their hands dirty with soil. Whether a home gardener is making preparations for edible crops or beautiful flowers, he or she must take time to make the soil amenable to planting. To establish hearty, durable plants, gardeners can focus on three main areas: addressing soil composition, cultivating and adding nutrients.

Soil composition

Many gardeners prefer growing a variety of plants in their gardens. Such an approach requires taking inventory of the type of soil in one's garden and making the necessary modifications so that the types of vegetables, herbs, shrubs, or flowers that will be planted can grow in strongly. In fact, according to the plant company Proven Winners, the most important step to developing good roots is preparing the soil.

Take a sample of the soil and examine it to see what is present. If the soil is too full of clay, too sandy, too dense, or too loose, that can lead to problems where plants cannot grow in strong. Work with a garden center to add the right soil amendments to make a rich soil. This may include organic compost or manure, which will also add nutrients to the soil.

Cultivation

Cultivating the soil can involve different steps. Removal of weeds, errant rocks, roots, and other items will help prepare the soil. Mother Earth News suggests working on garden soil when the soil is damp but never wet; otherwise, garden soil can become messy and clumpy. Use a digging

fork or shovel to lightly turn the soil when it's mostly dry. Gentle tillings also can open up the soil to incorporate the nutritional amendments and relieve compaction that likely occurred from freezing temps and snow pressure. Tilling also helps with drainage and oxygen delivery to roots. The DIY Network suggests turning over soil at a depth of 12 inches to work the soil — about the length of a shovel spade. However, the resource Earth Easy says that existing garden beds have a complex soil ecosystem and simply top-dressing with compost or manure can be enough preparation for planting. Gardeners can experiment with the methods that work best for their gardens.

Nutrition

Testing the pH and the levels of certain nutrients in the soil, namely nitrogen, phosphorous and potassium, will give gardeners an idea of other soil additions that may be needed. Soils with a pH below 6.2 often can benefit from the addition of lime several weeks before planting. Soil tests will determine just how much fertilizer to add to the soil. Complete fertilizers will have equal amounts of nitrogen, phosphorous and potassium. Individual fertilizers can amend the soil with only these nutritional elements that are needed.

Top-dressing empty beds with a layer of mulch or compost can prevent weed growth and preserve moisture until it is time to plant. If existing shrubs or plants are in garden beds, use more care so as not to disturb roots or dig too deeply.

Preparing garden beds takes some effort initially, but can be well worth the work when plants flourish throughout the growing season.



BEGIN PREPARING garden bed soil early for new plants.

Save \$20 on Business Cards & Statements



\$20 OFF

Order 1,000 Business Cards and 500 2 part NCR statements and save \$20.00 off your purchase

*To qualify for this discount order must be for 1,000 full color business cards and 500 2 Part NCR Statements at the same time. Call for details. Cannot be combined with any other offers.

106 E. Washington Ave.
Owensville, MO 65066
573 437 2323
email: dwarden@wardpub.com

GASCONADE COUNTY
Republican

Floors | Footings | Walls |
Sidewalks | Curbing | Pools |
Color/Decorative Stamping |
Driveways | Skid Steer Work

Free Estimates

**FOR ALL YOUR
FLATWORK
NEEDS...**



CODY JAMES
212 North Walnut
Owensville, MO 65066

573.437.5248
573.291.4608

jamescustomflatwork@yahoo.com



Did you know?

Hiring a landscape architect may be a smart move for homeowners who are planning major overhauls of their properties. “The Operational Outlook Handbook” defines a landscape architect as “a person who designs parks, outdoor spaces of campuses, recreational facilities, private homes, and other open areas.” Landscape architects typically must be licensed and many hold degrees in landscape architecture from accredited schools. Architects who work on residential spaces often work with homeowners to de-

sign gardens, plantings, stormwater management, and pools. Landscape architects design spaces to do more than merely look good. Designs also are about functionality and meeting the needs of the homeowner. Outdoor spaces are designed after considering what the homeowner wants to experience and how homeowners want to use a given space. Landscape architects often do not plant and maintain these spaces. Rather, architects collaborate with other landscaping professionals to produce the final results.

Did you know?

Oxygen is essential for the roots of grass to breathe and grow strong enough to support healthy lawns. But according to the Center for Agriculture, Food and the Environment at the University of Massachusetts Amherst, compacted soil can produce a decrease in oxygen content that can make it hard for roots to thrive. Soil compaction can result from a number of activities, including walking on grass or driving or parking vehicles on grass. When soil is compacted, it breaks into small particles that reduce the amount of pore space in the soil. That makes it hard for water, oxygen and nutrients to get through, threatening the strength of the roots and putting the grass in jeopardy. Aerating a lawn can help homeowners foster strong root growth and healthy grass. When to aerate may be contingent upon local climate, so homeowners who suspect the soil in their yards is compact should consult with a local landscaping professional to determine the best time to aerate their lawns.

Lawn & Garden HEADQUARTERS



\$1.97
2 cu. foot

- Choose from Black, Brown or Red Mulch



\$147

- Total Cooking Area: 670 sq. in.
- Double wall Stainless Steel lid with inner panel

3-Burner Gas Grill.....\$97



\$74

Hyper Tough 16" Trimmer

- Assisted Pull-Starting
- 16" Cutting Swath
- Dual Line Bump-Feed Trimmer Head



\$2194

Snapper 42 in. 20 HP Briggs & Stratton Hydrostatic Zero Turn Mower



\$1497

Snapper 42 in. 19 HP Briggs & Stratton Hydrostatic Garden Tractor

Find more Lawn & Garden with the Walmart App.

- 1 **Scan.** Using the Walmart App, scan the UPC or enter item no.
- 2 **Buy.** Choose the right item for you. Add to your cart and pay.
- 3 **Pick up.** Get free shipping to any store with Walmart pickup.



FIND MORE: PATIO FURNITURE, OUTDOOR POWER EQUIPMENT, FARM & GARDEN, BBQ GRILLS & SMOKERS, OUTDOOR ACCESSORIES AND MORE.

Don't forget that Walmart carries the area's largest supply of lawn and garden products.

- | | | |
|--------------|------------------------|-----------------------------|
| • Grass Seed | • Push Mowers | • Hoses |
| • Plants | • Lawn Trimmers | • Fertilizers |
| • Shrubs | • Landscaping Supplies | • Pesticides and Herbicides |
| • Yard Tools | | |

Walmart

Save money. Live better.

HWY. 28 EAST • OWENSVILLE, MO • 573-437-4156
Open 24 Hours A Day 7 Days A Week

*Build it better with concrete!
Our families way of life!*



From new home construction to a new patio or driveway we are here for all of your concrete needs. We carry a wide range of colored and decorative concrete products for customizing your every need.

Give us a call today!!



**Meta Plant
573-229-4886**

**Vichy Plant
573-299-4222**

Red-E-Mix, Inc.